




Autotrack On Demand Item Allocation


 Autotrack Item Allocation

User Name:

Password:

 Autotrack Item Allocation

Part Number:

Serial Number:

Shelf:

Total: 34 scans

Autotrack On Demand team now offers you the Item allocation module by using the latest Microsoft SQL database on windows mobile devices. Autotrack on Demand allocation allow user to record their item information including serial number and location shelf number. Portable terminal simplify the data entry into system for bulky item. Always online mode allows data to be counted base on their actual quantity and location.

What is inside Autotrack On Demand Item Allocation?

Autotrack On Demand Item Allocation comes in 2 separate software, Autotrack Management Studio and Autotrack Item allocation terminal client.

How Autotrack Item Allocation Management Studio work?

Autotrack Management Studio is running at the back-end PC to allow administrator user to manage their data. Autotrack Management Studio have a function to link to user database via text file of item master from customer exiting inventory program with existing system quantity and pricing information and current quantity. This back-end program allow user to have a clear view on the system quantity and actual quantity Information, stock and make a detail plan on distribution process as well as man power allocation.



Autotrack On Demand Item Allocation

Autotrack Item allocation terminal client

Autotrack Item allocation terminal client is a client program running on the mobile computer. It depends on the type of mobile computer you select. Minimum level of customization will be done once only base on customer preference for the first time. Once the user starts to routine the process, it should be able to reduce the lost on the wrong placement, counting, allocation of the stock. The terminal use recommended come with WiFi connection.

The different between allocation Batch and allocation Online is based on the process to classify this process and the frequency of the action. Inventory manager will determine the process and classify the activity. Online update the receiving data directly after user press the save button on the terminal. Pre-requisite for the item allocation to be done is customer need to have a proper barcoding system in their warehouse.

Features

- Windows base application
- User friendly design
- With Login user security
- Two way communication
- Light weight program
- Clear indicator and user action
- Support different brand of Mobile computer
- Adjustable to various screen size
- Using standard windows control
- 1D or 2D barcode capturing
- Batch, WiFi, Bluetooth, 2G, 3G, 4G or 5G
- Text file transfer integration
- Suitable hardware: Zebra, Honeywell, Datalogic, Denso, Argox
- GST ready

